



The National Carnival Commission

NATIONAL CARNIVAL COMMISSION OF TRINIDAD AND TOBAGO

UNAUDITED STATEMENT OF RECEIPTS AND PAYMENTS

For the year ended September 30, 2014

(Expressed in Trinidad and Tobago Dollars)

RECEIPTS

	2014 \$	2013 \$
Government Subvention	170,632,086	197,082,778
Advertising and Sponsorship	1,000,685	609,500
Concession Fees	114,750	75,000
Interest Income	80	780
Gate Receipts	539,191	398,840
Rental Income	756,794	671,732
Miscellaneous Income	757,625	1,688,526

TOTAL RECEIPTS

173,801,211	200,527,156
--------------------	--------------------

PAYMENTS

Materials and Supplies	739,294	679,791
Other Expenses	1,507,295	627,166
Professional Fees	3,989,674	3,221,231
Remuneration - Board Members	598,211	537,793
Rent	4,278,606	5,614,540
Repairs and Maintenance	514,777	707,167
Salaries and Wages	11,684,864	7,062,624
Training	224,279	235,133
Utilities	1,376,432	1,263,216

TOTAL OPERATING PAYMENTS

24,913,431	19,948,661
-------------------	-------------------

CARNIVAL

Special Interest Groups	65,574,646	50,069,020
Construction and Dismantling	27,481,903	54,635,348
Regional Carnivals/Bodies	21,423,108	15,660,358
Toilets and Cleaning	9,447,593	36,902,300
Tents, Tables, Chairs	7,605,715	12,359,997
Media, Promotions, Signage, Communications	6,891,311	8,816,600
Security	2,982,033	5,388,798
Fences, Barriers, Gates	2,516,688	13,319,984
Electrical, Plumbing and Lighting	2,762,160	12,318,660
Short Term Labour	4,125,643	4,796,129
Dimanche Gras	4,187,143	4,677,507
Sound, Audio, Visual	2,823,900	5,036,495
Minor Projects	4,787,972	7,945,404
Hospitality and Supplies	1,898,762	4,588,692
Carnival Institute of Trinidad and Tobago	1,635,239	1,586,732
Carnival Launch	474,955	288,549

TOTAL CARNIVAL PAYMENTS

166,618,771	238,390,573
--------------------	--------------------

LOANS

Loan and interest payment	28,779,241	72,642,375
---------------------------	------------	------------

TOTAL PAYMENTS

220,311,443	330,981,609
--------------------	--------------------

EXCESS OF PAYMENTS OVER RECEIPTS

(46,510,232)	(130,454,453)
---------------------	----------------------

The National Carnival Commission generated income in 2014 which was 13% lower than of 2013. This was due mainly to a significant reduction in the subvention received from the Central Government.

In view of this reduction and to improve overall efficiency, stringent Procurement Policies were introduced resulting in savings in the Carnival Expenses of 30% compared to 2013. The ongoing support to the Special Interest Groups (NCBA, PanTrinbago & TUCO) is in relation to the subvention received from the Central Government (2013 = 25%; 2014 = 38%). Management's implementation of budgetary measures has also resulted in significant cost reduction in Construction and Dismantling of Facilities (50%). In its quest to strengthen the awareness of the Carnival tradition the National Carnival Commission has expanded into hitherto uncharted areas by supporting the regional celebrations throughout the country. This has resulted in an increase in the costs of 35%.

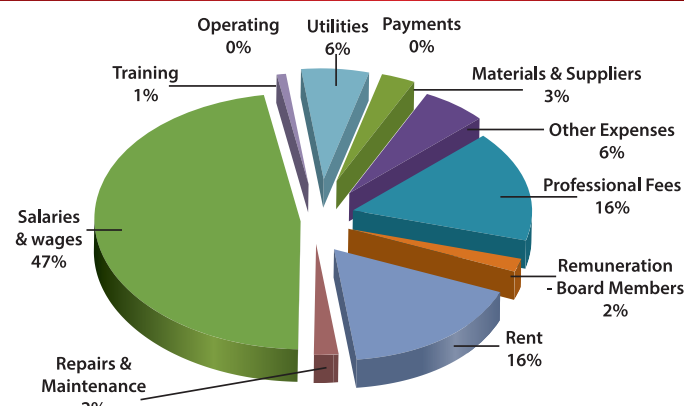
Further, the NCC sought to strengthen the staff complement to support the level of improvement in processes, which necessitated the hiring of qualified individuals for 2014 to fill existing managerial vacant positions. This coupled with ensuring that employment was available to as many deserving persons as possible, resulted in the 65% increase in the salaries and wages over 2013.

The National Carnival Commission will continue operating within an organised framework to provide the necessary infrastructure and support for the Carnival celebrations for future years.

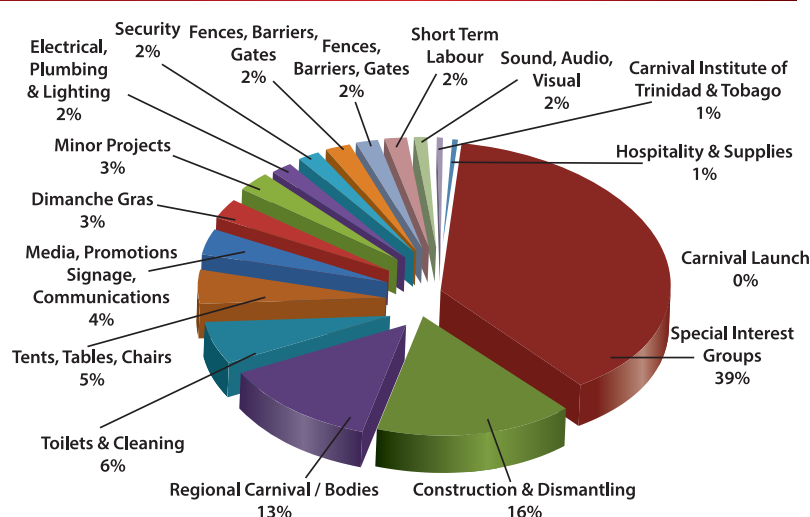
Allison Demas
ALLISON DEMAS - CHAIRMAN

OCTOBER 31, 2014

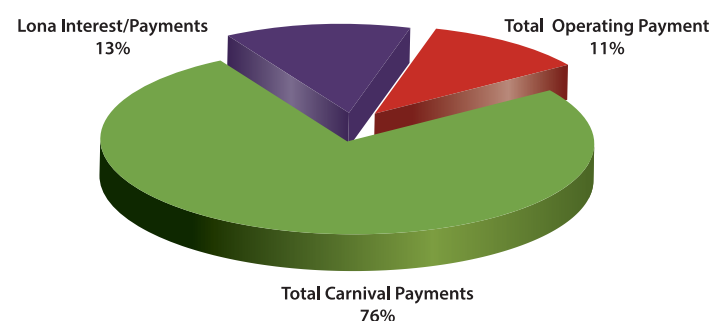
PAYMENTS 2014



CARNIVAL PAYMENTS 2014



PAYMENT BREAKOUT 2014



COMPARATIVE SUMMARY 2013/2014 TOTAL PAYMENTS

